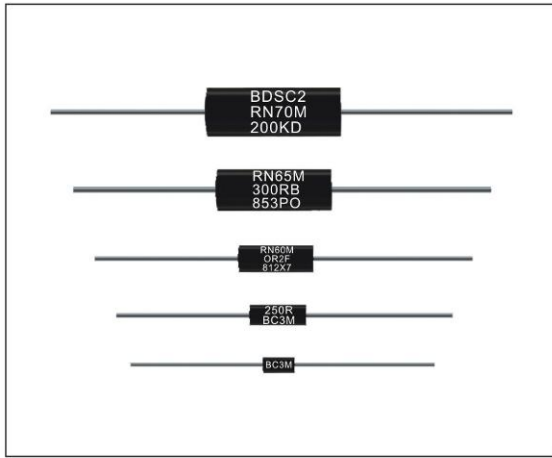
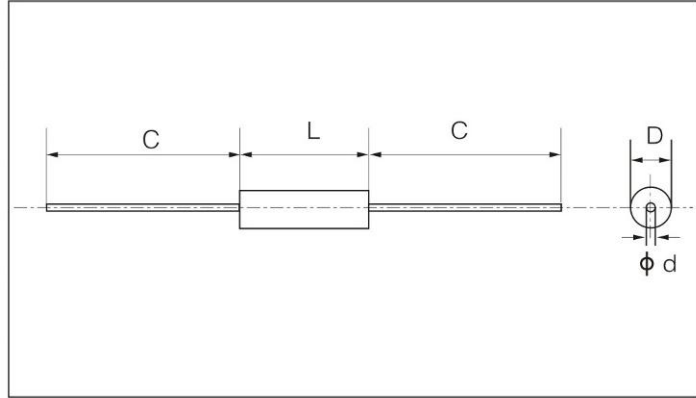


RJK(RN) high reliability metal film resistors



Construction



Characteristics

- High reliability, high stability, high precision,
- moisture proof
- Conform to GJB244A-2001
- Temp. range: -65°C-175°C
- Stability: $\pm 0.5\%$ 125°C 2000h
- Mold style

Application Area

RJK type resistors have wide operating temperature range, wide resistance range, good temperature characteristics, good stability, high reliability and other excellent characteristics, widely used in aviation, aerospace, navigation, communications, automatic control and other important military fields.

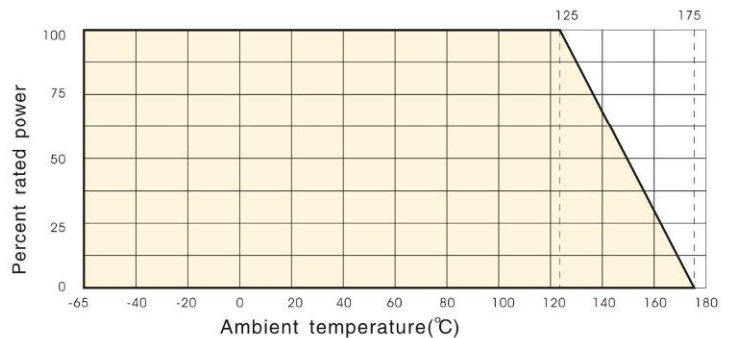
Technical Standard

- GJB244A-2001 Thin Film Fixed Resistors General Specification
- Q/BDS 20001-2003 RJK Metal Film Fixed Resistors with Quality Class Detailed Specification
- ZZR-Q/BDS 20006-2007 RJK52 (RN50) Metal Film Fixed Resistors with Quality Class Detailed Specification

Dimensions (mm)

size	L	D	C	d
RJK 52 RN 50	3.9	1.8	26	0.50
RJK 53 RN 55	7.0	2.5	35	0.60
RJK 54 RN 60	10.0	3.4	35	0.60
RJK 55 RN 65	14.8	5.2	35	0.60
RJK 56 RN 70	18.3	6.5	35	0.80

Derating Curve



Technical Specifications

TYPE		RN50	RN55	RN60	RN65	RN70
TYPE OF GJB244A-2001		RJK52 Δ	RJK53 Δ	RJK54 Δ	RJK55	RJK56
Power Rating at tu°C(W)	70°C	0.067	0.125	0.250	0.500	0.750
	125°C	0.050	0.100	0.125	0.250	0.500
Limiting Element Voltage (V)		200	200	250	300	350
Scope of Military Standard Certification	Resistance Range(Ω)	10~796K	10R~2M	10~2M	10R~3M	10R~5M
	Tolerance Range	B ($\pm 0.1\%$), C ($\pm 0.25\%$), D ($\pm 0.5\%$), F ($\pm 1.0\%$)				
	TC-Range ($10^{-6}/K$)	C3(± 25), C2(± 50), C1(± 100)				
Available Scope	Resistance Range(Ω)	10R~1M5	0R1~3M0	0R1~5M0	10R~5M0	10R~10M
	Tolerance Range	P ($\pm 0.02\%$), W ($\pm 0.05\%$), B ($\pm 0.1\%$), C ($\pm 0.25\%$), D ($\pm 0.5\%$), F ($\pm 1.0\%$)				
	TC-Range ($10^{-6}/K$)	C6(± 10), C5(± 15), C4(± 20), C3(± 25), C2(± 50), C1(± 100)				
Failure rate grade		R			M	M

1. The temperature coefficient of the products in the scope of military standard certification is the full temperature coefficient.
2. The temperature coefficient of non-military standard certified products is positive temperature coefficient, and the test point is 25°C ~ 85°C.

■ Performance

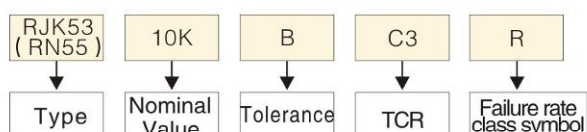
Test Item	Standards	Test Method
Short Time Overload	$\leq \pm(0.20\%R+0.01\Omega)$	2.25-5 times the rated voltage, the maximum voltage does not exceed 2 times the limit voltage, 1h
Temperature shock	$\leq \pm(0.20\%R+0.01\Omega)$	-65℃ ~ 150℃, 5 cycles, 0.5h
Low temp. Operation	$\leq \pm(0.15\%R+0.01\Omega)$	-65℃, 1h, rated voltage not more than 200V, 45min
Dielectric Strength	$\leq \pm(0.15\%R+0.01\Omega)$	450V, 1min, 100v/s
Resistance to Solder	$\leq \pm(0.10\%R+0.01\Omega)$	260℃, 10s
Resistance to moisture	$\leq \pm(0.40\%R+0.01\Omega)$	-10℃ ~ 65℃, RH80-98%, 240h
Load life	$\leq \pm(0.50\%R+0.01\Omega)$	125℃, Pe, 2000h
Shock	$\leq \pm(0.20\%R+0.01\Omega)$	1000m/s ² , 6ms
Vibration	$\leq \pm(0.20\%R+0.01\Omega)$	10 ~ 2000Hz, 0.75mm, 200m/s ²

■ Electrical data-Tolerance, TCR & Resistance range

Type			RJK52 RN50 	RJK53 RN55 	RJK54 RN60 	RJK55 RN65	RJK56 RN70
Code	Resistance Accuracy %	Resistance Range					
P	±0.02%	FROM		100R	100R	300R	300R
		TO		500K	500K	500K	500K
W	±0.05%	FROM	50R	10R	10R	50R	50R
		TO	750K	1M0	1M0	1M0	2M0
B	±0.1%	FROM	10R	10R	10R	10R	10R
		TO	1M0	2M0	3M0	4M0	10M
C	±0.25%	FROM	10R	10R	10R	10R	10R
		TO	1M0	3M0	5M0	5M0	10M
D	±0.5%	FROM	10R	10R	10R	10R	10R
		TO	1M0	3M0	5M0	5M0	10M
F	±1.0%	FROM	10R	0R1	0R1	10R	10R
		TO	1M5	3M0	5M0	5M0	10M
Characteristic Code	Temperature Coefficient						
C6	±10(10 ⁻⁶ /K)	FROM	10R	1R	1R	10R	10R
		TO	100K	100K	100K	500K	500K
C5	±15(10 ⁻⁶ /K)	FROM	10R	1R	1R	10R	10R
		TO	200K	500K	500K	1M0	1M0
C4	±20(10 ⁻⁶ /K)	FROM	10R	1R	1R	10R	10R
		TO	500K	2M0	2M0	4M0	5M0
C3	±25(10 ⁻⁶ /K)	FROM	10R	1R	1R	10R	10R
		TO	1M5	3M0	5M0	5M0	10M
C2	±50(10 ⁻⁶ /K)	FROM	10R	1R	1R	10R	10R
		TO	1M5	3M0	5M0	5M0	10M
C1	±100(10 ⁻⁶ /K)	FROM	10R	0R1	0R1	10R	10R
		TO	1M5	3M0	5M0	5M0	10M

■ Examples for purchase

Example



Packaging: Bulk in plastic bags(MOQ:30pcs)